

- ✓ Stores 120 lbs. (55 Kgs.) of ICE
- ✓ Constructed from sturdy, corrosion-resistant 300 series stainless steel
- ✓ Only 77 inches (2137 mm) tall with ICE machine
- ✓ Only 22 inches (558 mm) wide



CD 40022

ICE-O-Matic® is the Best ICE Making Solution for: Hard Water, Food Safety and Tight Spaces

Problem

Difficult Dispensing

Ice is sometimes slow and difficult to dispense

Hard To Clean

Ice machine must be lifted off of other dispensers for cleaning

Tight-Fitting Spaces

Vending area utilization

Ice Melts Too Fast

Inadequate storage insulation causes ice to melt too quickly

Solution

Simple Operation

- Turbo Dispense - dispenses a 1/4 lb. of ICE per second
- Push to Dispense - user friendly dispensing
- Smudge Proof Finish - prevents fingerprints and smudges

Power Clean

Allows access to the bin for easy cleaning without moving the ICE machine. Interlock safety switch turns off machine agitation when top-front access panel is removed.

Maximum ICE

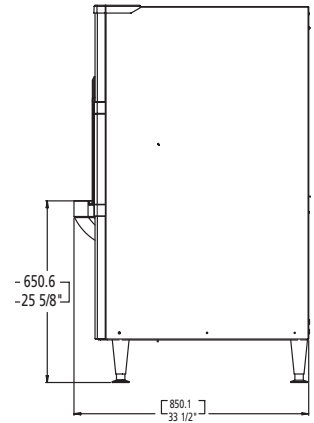
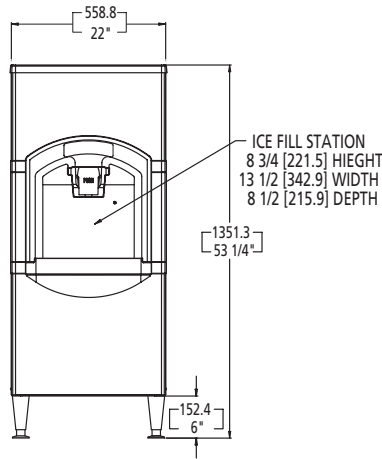
Maximum ICE storage in a minimum amount of space with an ultra-low profile

Maximum Preservation

Hotel Dispenser is insulated with an average of 4 inches of foam for maximum ICE preservation

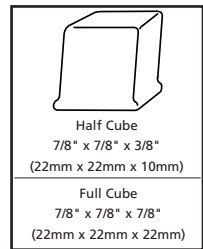
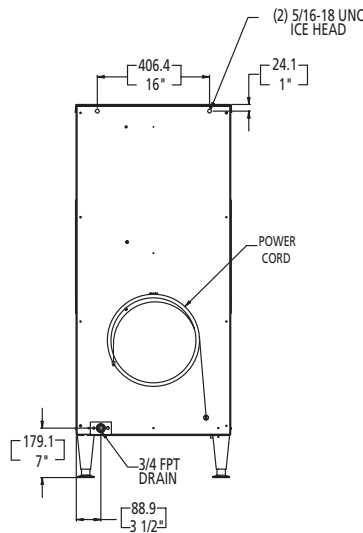
CD 40022 Series Hotel Dispenser

Dimensions and Air Flow



OPERATING LIMITS

Ambient Temp. Range	
Air & Water	50° - 110°F (10° - 43°C)
Water Temp. Range	40° - 100°F (4.5° - 38°C)
Water Pressure Ice Maker	Min. 20 psi (1.4 bar)
Water in	Max. 60 psi (6.9 bar)
Condenser Inlet Water	Min. 20 psi (1.4 bar)
(Water cooled only)	Max. 60 psi (6.9 bar)



ORDERING AND SPECIFICATION INFORMATION

Model No.	Dispenser Operated by:	ARI Bin Storage Capacity	Voltage Characteristics	No. of Wires	Min. Circuit Ampacity	Maximum Fuse Size	Shipping Weight lbs. (Kgs.)
CD 40022	Push	120 (55)	115/60/1	2	2.1	15	199 (91)
CD 40522	Push	120 (55)	230/50/1	2	2.1	15	199 (91)

ICE PRODUCTION FOR OPTIONAL CUBE ICE MAKERS — POUNDS (KILOGRAMS) PER 24 HOURS

Model	ICE 0320	ICE0325	ICE 0520	ICE 0525
Air-Cooled lbs. (kgs.)	320 (145)	301 (137)	506 (230)	478 (217)
Water-Cooled lbs. (kgs.)	355 (161)	n/a	528 (240)	n/a
Remote-Cooled lbs. (kgs.)	n/a	n/a	n/a	n/a
Voltage Char.	115/60/1	2320/50/1	115/60/1	230/50/1

1. Tested at 70° Air/50° Water.
2. All specifications and performance data are subject to normal manufacturing variances.

Note #1: Model CD40022 and CD40522 dispensers accept all 22" ICE Series™ Cube ICE Makers

Note #2: CD40022 and CD40522 Series units do not require an Adaptor and Bin Level Kit

ICE-O-Matic® machines are not designed for outdoor installations. ICE-O-Matic® remote condensers are designed for outdoor installations.

Machine requires voltage indicated on rating name plate. Failures caused by improper voltage are not considered factory defects. Extended periods of operation at temperature exceeding limitations constitutes misuse under the terms of ICE-O-Matic® Manufacturer's Limited Warranty, resulting in a loss of warranty coverage.



We reserve the right to make changes in design and construction at any time without obligation.
2004 © ICE-O-Matic Rev Code: 4005A - 11/03-55

ICE o-Matic®

ICE-O-Matic 11100 E. 45th Avenue, Denver, CO 80239
Tel. 303 371-3737 Fax. 303 371-6296 www.iceomatic.com