

- ✓ Produces up to 472 lbs. (215 Kgs.)* of ICE per day
- ✓ Constructed from sturdy, corrosion-resistant 300 series stainless steel
- ✓ Ultra-low profile - 32.5 inches (823 mm)
- ✓ Available with an air-cooled condenser



EF 450 Chassis

ICE-O-Matic® is the Best ICE Making Solution for: Hard Water, Food Safety and Tight Spaces

Problem

Tight-Fitting Spaces

Kitchen space utilization

Poor Ice Quality

Ice is too wet and soft

Operating Environments

Built to last?

Dirty Air Filter

Forget to change the air filter?

Solution

Maximum ICE

Maximum ICE production in a minimum amount of space with an ultra-low profile:

- 32.5 inches tall
- Air intake only on one side when enclosed
- Can be adapted to customer applications

Dependable ICE

ICE-O-Matic Flake ICE Makers remove excess water by pushing the flaked ICE through an extrusion process. The result is high quality flaked ICE which is ideal for medical, supermarket or restaurant applications.

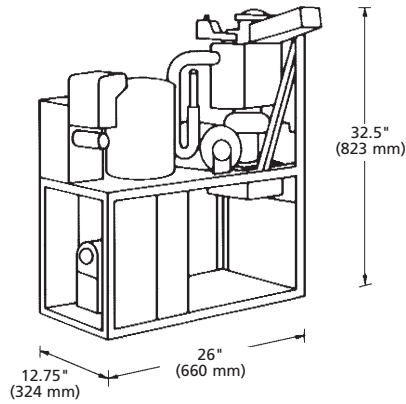
ICE-O-Matic® Tough

Constructed with a brass evaporator and rugged stainless steel transport system enclosed in polyurethane insulation

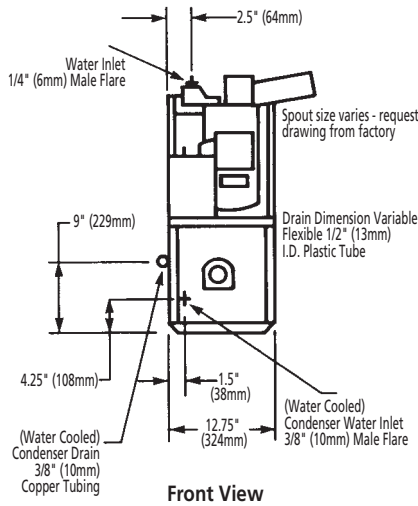
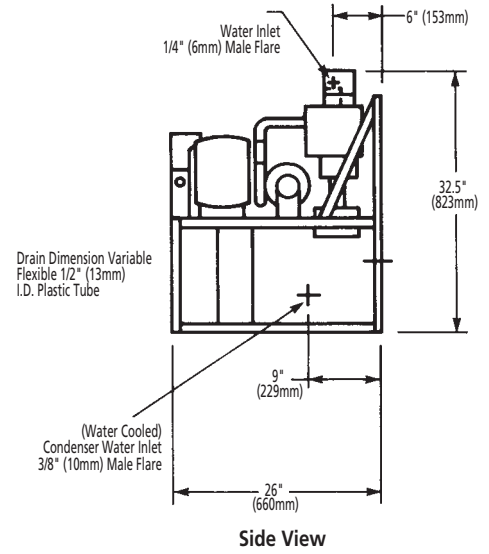
Filter-Free Air

No air filter to change

EF 450 - Chassis Only Flake ICE Maker



Dimensions



ICE PRODUCTION CHART POUNDS

EF 450 - Chassis Only

Conds. Unit	Air Temp. °F (°C)	Water Temp. °F (°C)		
		80°(27°)	70°(21°)	50°(10°)
Air Cooled	90° (32°)	335 (152)	360 (164)	405 (184)
	80° (27°)	371 (168)	399 (181)	438 (199)
	70° (21°)	399 (181)	429 (195)	472 (215)

- 90°/70° figures are rated in accordance with ARI Standard 810. All remaining points are mathematical estimates.
- All specifications and performance data are subject to normal manufacturing variances.

OPERATING LIMITS

Ambient Temp. Range	50° - 110°F (10° - 43°C)
Air & Water	50° - 110°F (10° - 43°C)
Water Temp. Range	40° - 100°F (4.5° - 38°C)
Water Pressure Ice Maker	Min. 20 psi (1.4 bar)
Water in	Max. 60 psi (6.9 bar)
Condenser Inlet Water (Water cooled only)	Min. 20 psi (1.4 bar) Max. 60 psi (6.9 bar)

ORDERING AND SPECIFICATION INFORMATION

Model No.	Cond. Unit	ICE Production per 24 hrs. at 70° Air/50° Water lbs. (Kgs.)	ICE Production per 24 hrs. at 90° Air/70° Water lbs. (Kgs.)	Water Used-Gals. (Lits.) per 100 lbs. of ICES 90° Air/70° Water		Kilowatts Used per 100 lbs. of ICE 90° Air 70° Water	Btuh	Voltage Characteristics	No. of Wires	Min. Circuit Amp.	Max. Fuse Size	Shipping Weight lbs. (Kgs.)
				ICE Prod. Use	Cond. Use							
EF450A	Air	472 (215)	360 (164)	12.0 (45)	n/a	5.8	5261	115/60/1	3	14.2	15	160 (73)

Please note: air-cooled units require 6" (152 mm) clearance for air intake and exhaust.

ICE o-Matic®